

# LED WALL WASHER

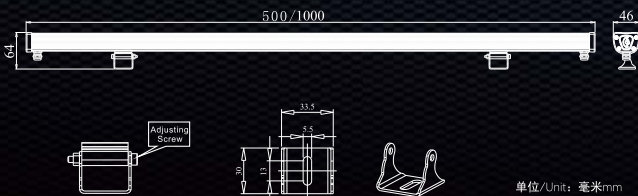
洗墙灯  
LWW-W45A 系列

## Features 产品特点

- \* 结构性防水
- \* 采用国际标准DMX512信号控制
- \* 采用防水等级IP68的接头
- \* 可拆卸支架，安装方便
- \* 透镜角度选择多样化
- \* 体积小，散热佳
- \* Tight waterproof structure
- \* International standard DMX 512 control
- \* IP68 waterproof connectors
- \* Detachable bracket for easy installation
- \* Optional on Optic LENSs
- \* Small size, good heat dissipation



## 物理 & 安装尺寸 Physical & Installation Dimensions



CE IP65 EPSTAR CREE

[ ENJOY THE LIGHT ]  
[ ENJOY THE LIFE ]


TPK®




## 标配型号 & 技术参数 Model Info & Specifications

型号/Model	LWW-W45A-9P	LWW-W45A-18P
尺寸 /Size	L500xW46xH64mm	L1000xW46xH64mm
材质 /Main body	挤型铝6063/Extruded Al.6063	挤型铝6063/Extruded Al.6063
重量 /Weight	0.8kgs±5%	1.4kgs±5%
灯珠数 /LED Quantity	9*1W	18*1W
灯珠颜色 /Color	RGB全彩或单色 /RGB or Steady Color	RGB全彩或单色 /RGB or Steady Color
输入电压 /Input Volt	24V DC	24V DC
最大功率 /Power(Max.)	9W	18W
透镜角度 /LENS	15°/30°/45°/15°*40°	15°/30°/45°/15°*40°
控制方式 /Control Mode	常亮或DMX /Steady or DMX	常亮或DMX /Steady or DMX

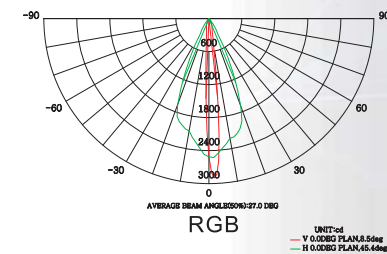
## 应用场所 Project application



## 照度图 Illuminance At A Distance



## 光强分布曲线 Distribution Curve



LWW-W45A-18P Beam Angle: 15° \*40°